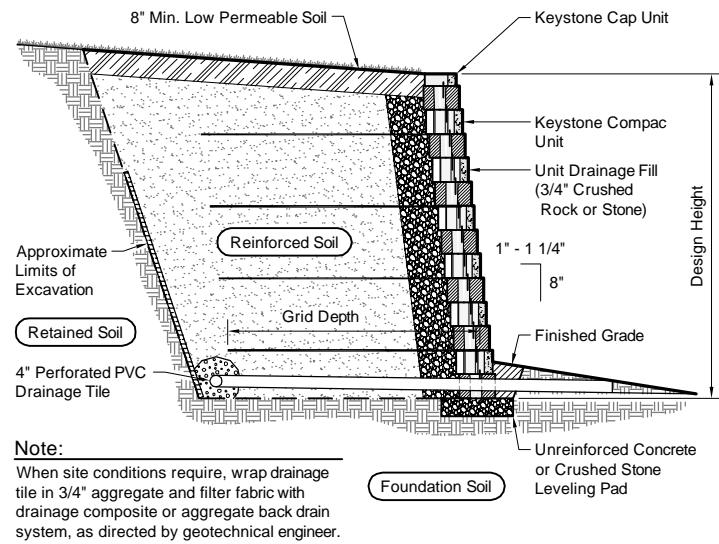
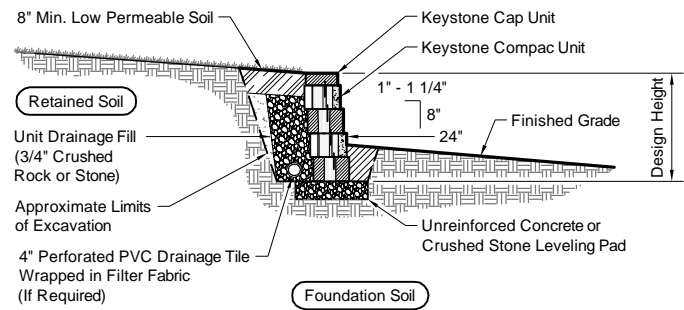


Typical Reinforced Wall Section
Compac Unit - Near Vertical Setback



Typical Reinforced Wall Section
Compac Unit - 1° Setback

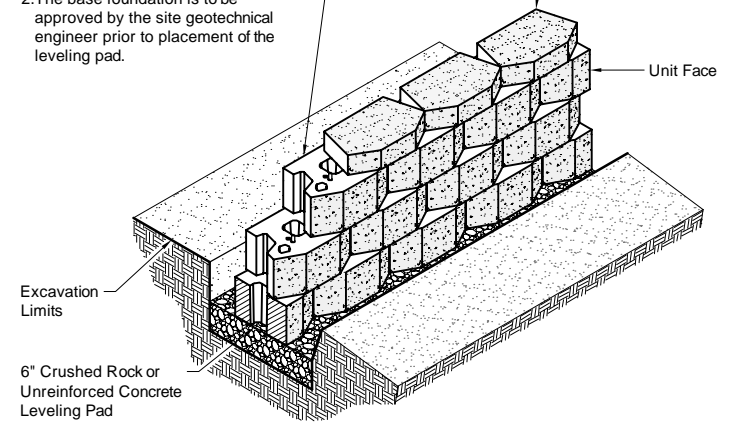


Typical Gravity Wall Section
Compac Unit - 1° Setback

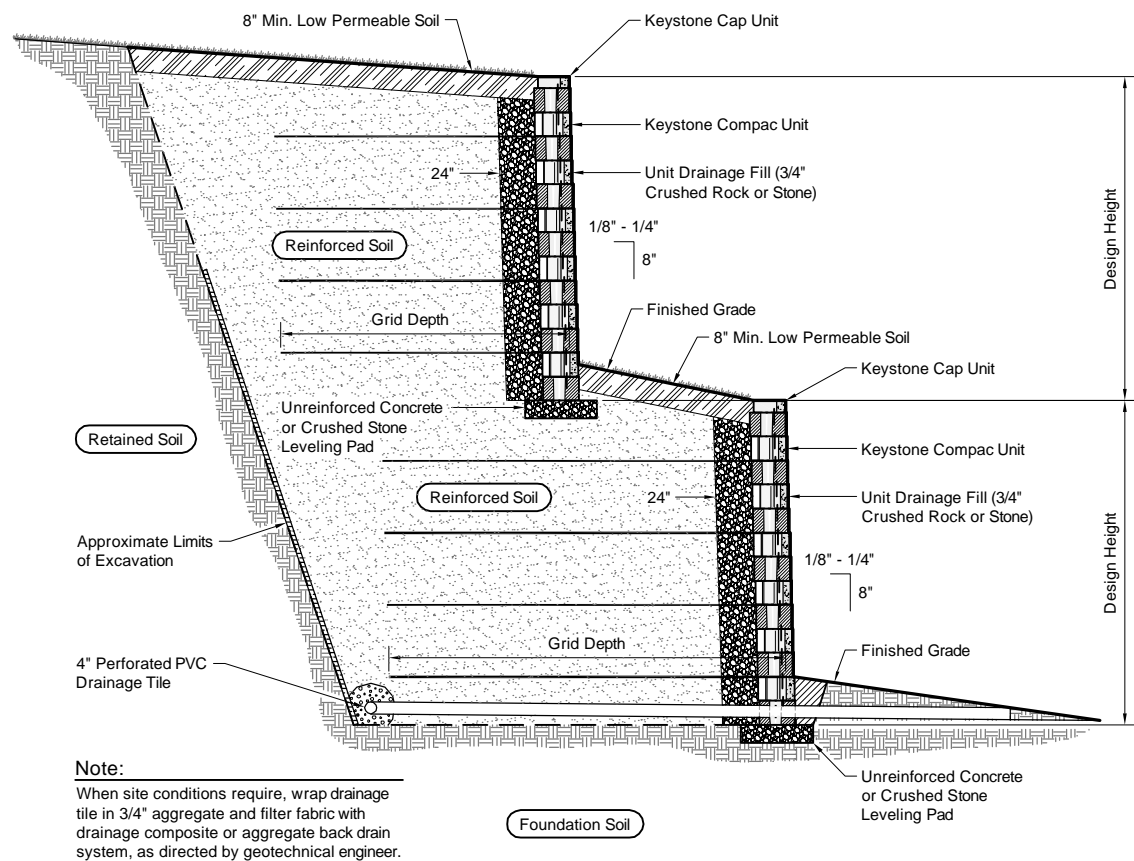
Base Leveling Pad Notes:

- The leveling pad is to be constructed of crushed stone or 2,000 psi± unreinforced concrete
- The base foundation is to be approved by the site geotechnical engineer prior to placement of the leveling pad.

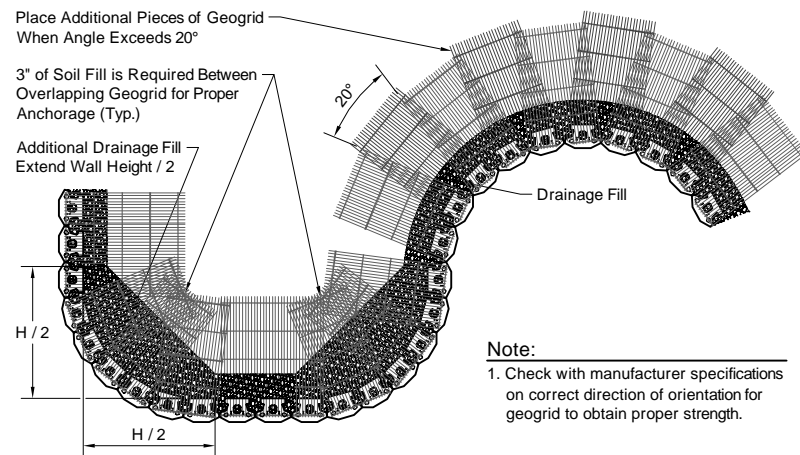
Compac Unit		Cap Unit	
Width:	18"	Width:	18"
*Depth:	12"	*Depth:	10 1/2"
Height:	8"	Height:	4"
*Weight:	85 lbs	*Weight:	45 lbs



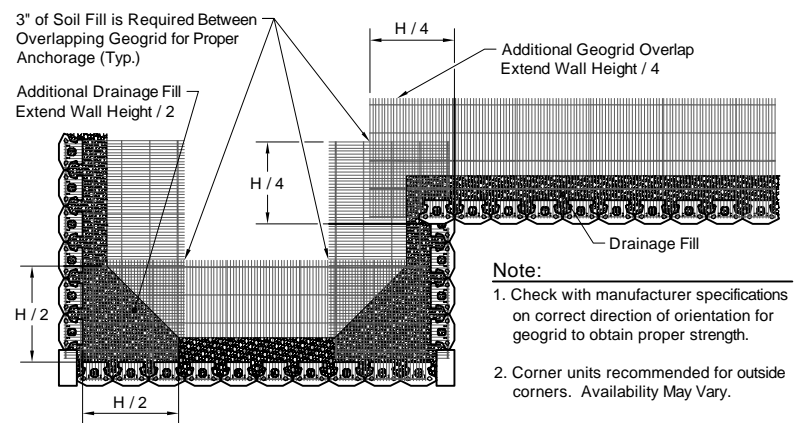
Compac Unit/Base Pad Isometric Section View
* Dimensions & Weight May Vary by Region



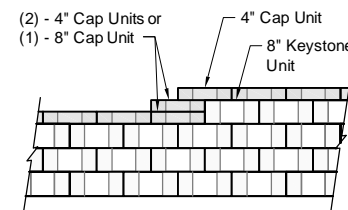
Typical Reinforced Tiered Wall Section
Compac Unit - Near Vertical Setback



Geogrid Installation on Curves

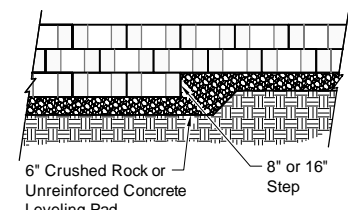


Geogrid Installation at Corners

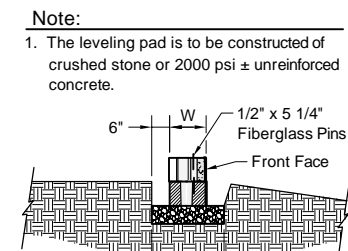


- Note:**
- Secure all cap units with Keystone Kapseal or equal.

Top of Wall Steps

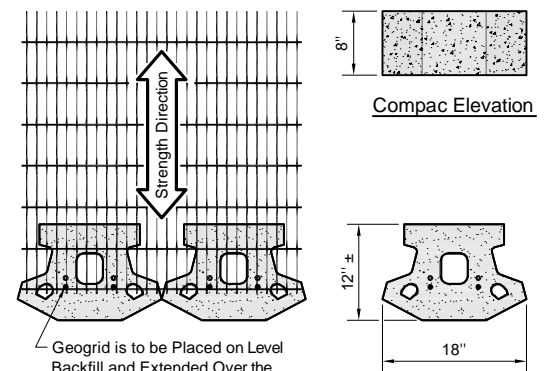


Elevation

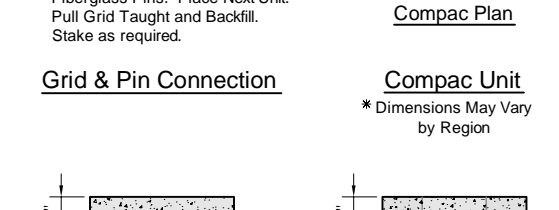


Section

Leveling Pad Detail




Compac Elevation



Compac Plan

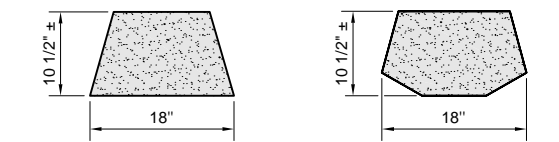
Grid & Pin Connection

Compac Unit
* Dimensions May Vary by Region



Cap Unit Elevation

Cap Unit Elevation



Cap Unit Plan

Cap Unit Plan

Universal Cap Unit Option
* Dimensions & Availability Will Vary by Region

3-Plane Split Cap Unit Option
* Dimensions & Availability Will Vary by Region

Copyright 2003 Keystone Retaining Wall Systems

Design is for internal stability of the KEYSTONE wall structure only. External stability, including but not limited to foundation and slope stability is the responsibility of the Owner. The design is based on the assumption that the materials within the retained mass, methods of construction, and quality of materials conform to KEYSTONE's specification for this project.

This drawing is being furnished for this specific project only. Any party accepting this document does so in confidence and agrees that it shall not be duplicated in whole or in part, nor disclosed to others without the consent of Keystone Retaining Wall Systems, Inc.

No.	Date	Revision	By



Designed By: RKM	Title: Compac Unit - Tri Plane Face Details	Date:
Checked By: CDM	Project: Keystone Retaining Wall Systems Typical Wall Details	Project No:
Scale: No Scale		Drawing No: