

Experience Old World Charm on a Grand Scale...



Keystone Half Century Wall® offers the distinctive appearance and character of a random-pattern, natural stone wall with the structural integrity, performance, and environmental friendliness of concrete.

The three different-sized Keystone Half Century Wall units give the look of classic, hand-crafted stone, yet make it efficient and almost effortless to create visually stunning and heavy-duty wall structures. The 4" Keystone Half Century Wall can be combined with 8" Keystone Century Wall® units, or used separately for many applications. With the ability to create curves, 90° corners, battered and near-vertical walls, terraces and more, Keystone Half Century presents limitless design possibilities.

Keystone Half Century is easy to install and utilizes the Keystone patented fiberglass pin connection method for added structural integrity and performance. The open-core design of the Keystone Half Century units allows for additional facial stability and interlocking capacity. Keystone Half Century offers a quaint, old-world aesthetic while providing the superior strength of structural retaining wall performance.

GRAVITY WALLS (maximum unreinforced wall height)				
MAXIMUM HEIGHT	NEAR VERTICAL		8.8° +/- BATTER	
	Level	3H:1V	Level	3H:1V
SAND/GRAVEL PHI = 34°	2'-4" (0.7m)	2'-4" (0.7m)	3'-8" (1.1m)	3'-0" (0.9m)
SILTY SAND PHI = 30°	2'-4" (0.7m)	1'-8" (0.5m)	3'-0" (0.9m)	3'-0" (0.9m)
SILT/LEAN CLAY PHI = 26°	2'-4" (0.7m)	1'-8" (0.5m)	3'-0" (0.9m)	2'-4" (0.7m)

For low (non-structural) landscape retaining walls, Keystone Half Century Wall can be constructed as an unreinforced gravity wall as shown in the chart above.

Distributed By:



Keystone Retaining Wall Systems, Inc.
A CONTECH Company
4444 West 78th Street • Minneapolis, MN 55435
(952) 897-1040 • www.keystonewalls.com

We reserve the right to improve our products and make changes in the specifications and design without notice. The information contained herein has been compiled by KEYSTONE and to the best of our knowledge, accurately represents the KEYSTONE product use in the applications which are illustrated. Final determination of the suitability for the use contemplated and its manner of use are the sole responsibility of the user.



The Perfect Complement to Keystone Century Wall®



KEYSTONE
HALF-CENTURY™

Installation Patterns

The Product



Small Unit
18 lbs. (8 kg)
4"h x 7"w x 12"d*
(100mm x 180mm x 300mm)



Medium Unit
29 lbs. (13 kg)
4"h x 11"w x 12"d*
(100mm x 280mm x 300mm)

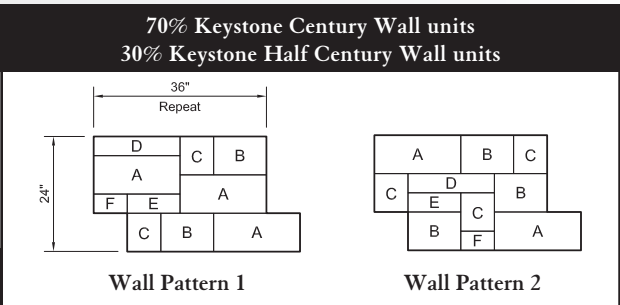
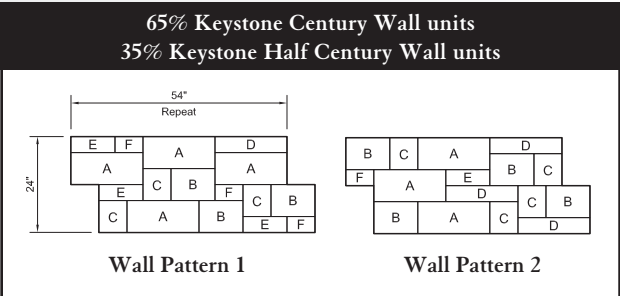
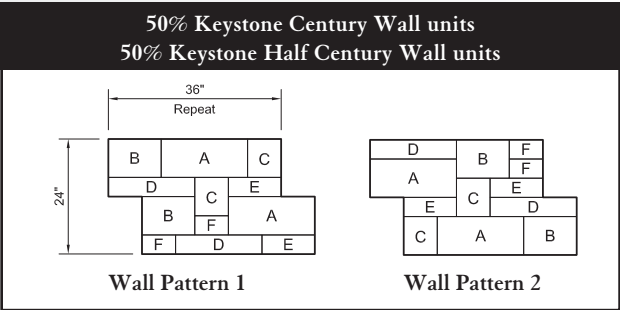
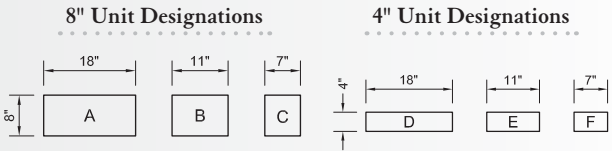


Large Unit
46 lbs. (21 kg)
4"h x 18"w x 12"d*
(100mm x 450mm x 300mm)



Keystone Shouldered Pin
Keystone interlocking pins are made from high strength fiberglass.

The 4" Keystone Half Century Wall can be easily combined with 8" Keystone Century Wall units for almost any application. Below are three different installation patterns using both products.



Note: Photos shown illustrate Keystone Half Century Wall combined with Keystone Century Wall.



*Note: Unit colors, dimensions, weight, and availability may vary by manufacturer.